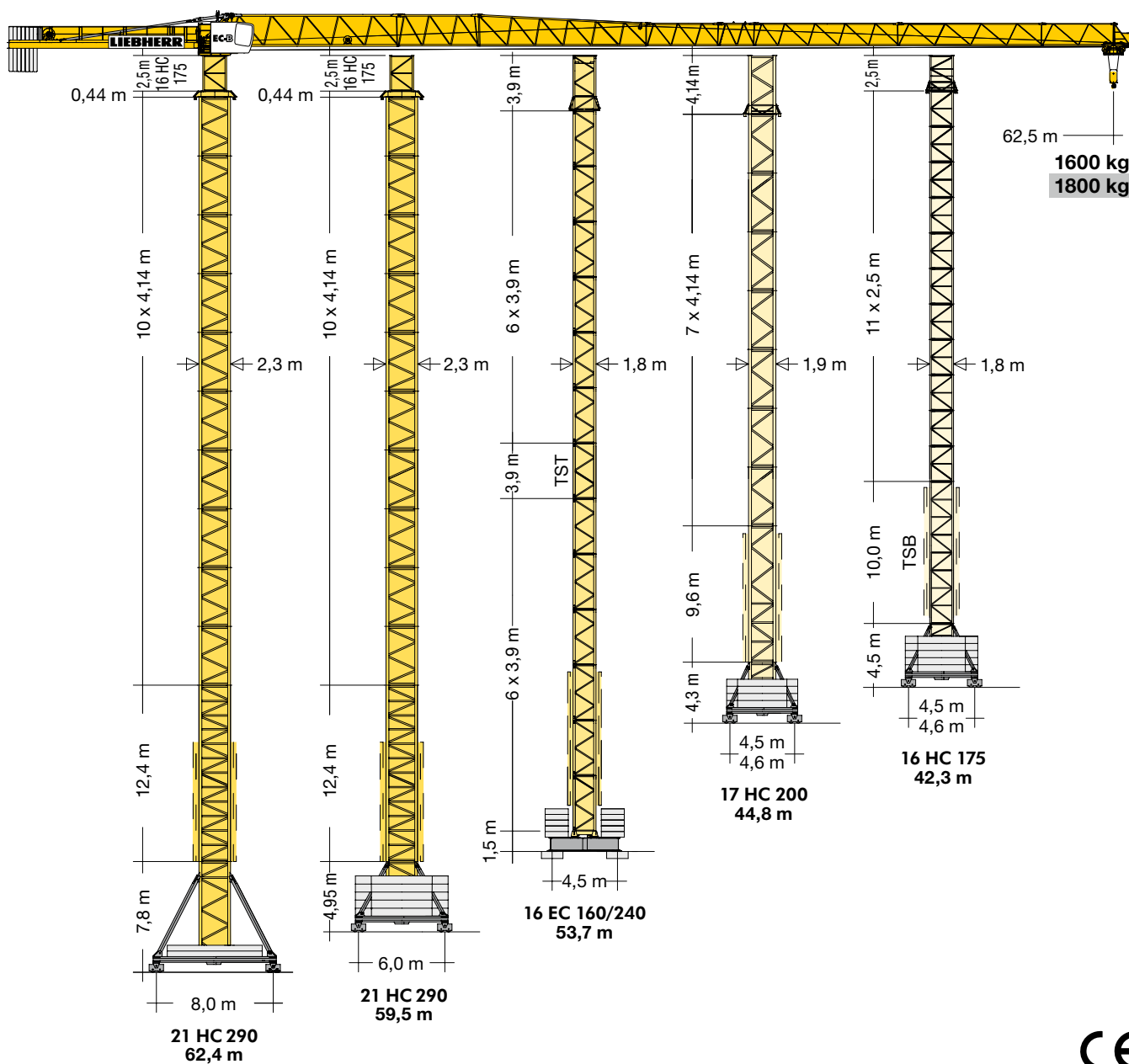


Turmdrehkran

172 EC-B 8 Litronic®

AUTODIENST WEST
 Vermietung – Transport & Montage –
 Service, Wartung & Ersatzteile


turmdrehkrane@autodienst-west.de, www.autodienst-west.de



EN 14439:2009 – C25

LIEBHERR

ADW
MOBILKRANE
 Frankfurt am Main

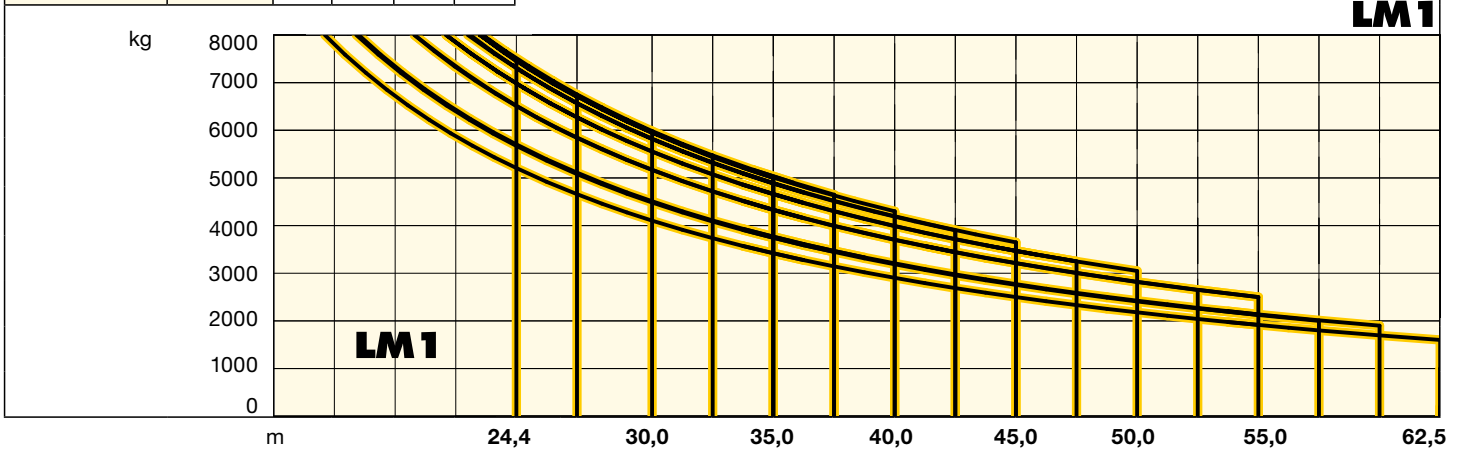


a) Turmstück oder Kletterturmstück / Tower section or climbing tower section / Élément de mât ou élément de mât télescopable / Elemento torre oppure elemento torre telescopabile / Tramo torre o tramo torre trepable / Segmento de torre ou segmento de torre para ascensão / Башенная секция или секция наращивания

b) Turmstück 16 HC + Übergangsrahmen 16 HC 175 – 21 HC 290 TF-0044c / Tower section 16 HC + transition frame 16 HC 175 – 21 HC 290 TF-0044c / Élément de mât 16 HC + cadre de raccordement 16 HC 175 – 21 HC 290 TF-0044c / Elemento di torre 16 HC + Adattatore torre 16 HC 175 – 21 HC 290 TF-0044c / Tramo torre 16 HC + Marco de transición 16 HC 175 – 21 HC 290 TF-0044c / Segmento de torre 16 HC + Quadro de transição 16 HC 175 – 21 HC 290 TF-0044c / Башенная секция 16 HC + Переходная рама 16 HC 175 – 21 HC 290 TF-0044c

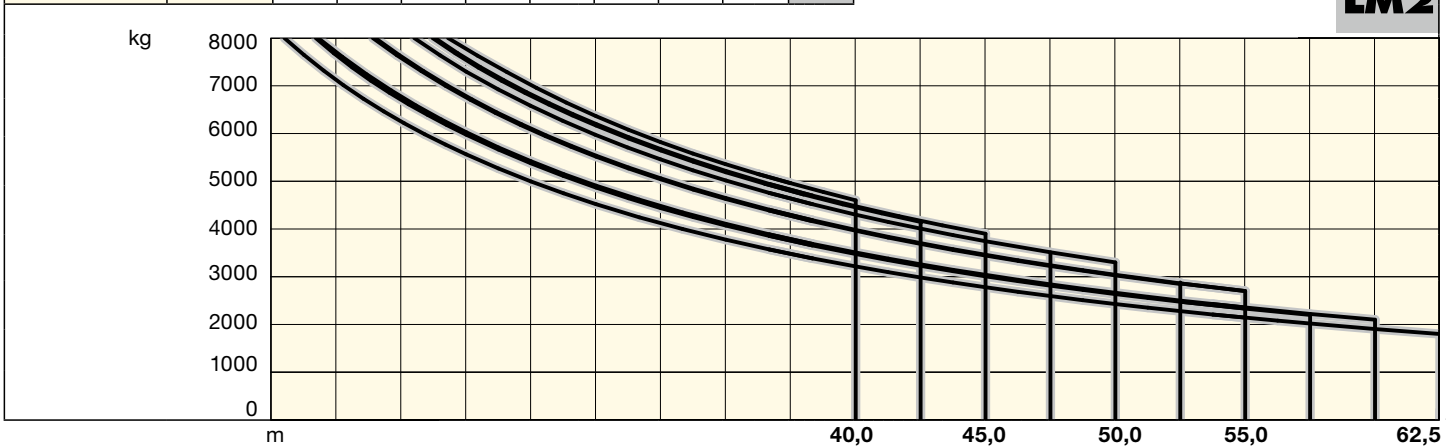
		172 EC-B 8																			
m	r	m/kg	m/kg																		
			16,0	18,0	22,0	24,4	26,9	30,0	32,5	35,0	37,5	40,0	42,5	45,0	47,5	50,0	52,5	55,0	57,5	60,0	62,5
62,5	(r=64,0)	2,6 – 16,5 8000	8000	7290	5850	5210	4660	4110	3740	3420	3150	2900	2690	2500	2330	2180	2040	1920	1800	1700	1600
60,0	(r=61,5)	2,6 – 17,9 8000	8000	7970	6400	5700	5110	4510	4110	3770	3470	3210	2980	2770	2590	2420	2270	2140	2010	1900	
57,5	(r=59,0)	2,6 – 17,8 8000	8000	7920	6360	5670	5080	4490	4090	3740	3450	3190	2960	2760	2570	2410	2260	2120	2000		
55,0	(r=56,5)	2,6 – 20,2 8000	8000	8000	7300	6520	5850	5170	4720	4330	4000	3710	3450	3210	3010	2820	2650	2500			
52,5	(r=54,0)	2,6 – 20,2 8000	8000	8000	7290	6510	5840	5170	4720	4330	3990	3700	3440	3210	3000	2820	2650				
50,0	(r=51,5)	2,6 – 21,5 8000	8000	8000	7820	6980	6270	5550	5070	4660	4300	3990	3710	3470	3250	3050					
47,5	(r=49,0)	2,6 – 21,5 8000	8000	8000	7820	6990	6270	5560	5080	4660	4310	3990	3720	3470	3250						
45,0	(r=46,5)	2,6 – 22,5 8000	8000	8000	8000	7320	6570	5820	5320	4890	4520	4200	3910	3650							
42,5	(r=44,0)	2,6 – 22,4 8000	8000	8000	8000	7310	6560	5820	5320	4890	4510	4190	3900								
40,0	(r=41,5)	2,6 – 23,0 8000	8000	8000	8000	7490	6730	5970	5450	5010	4630	4300									
37,5	(r=39,0)	2,6 – 23,0 8000	8000	8000	8000	7510	6750	5990	5470	5030	4650										
35,0	(r=36,5)	2,6 – 22,9 8000	8000	8000	8000	7470	6710	5950	5440	5000											
32,5	(r=34,0)	2,6 – 22,9 8000	8000	8000	8000	7480	6730	5960	5450												
30,0	(r=31,5)	2,6 – 22,9 8000	8000	8000	8000	7470	6710	5950													
26,9	(r=28,4)	2,6 – 22,9 8000	8000	8000	8000	7460	6700														
24,4	(r=25,9)	2,6 – 22,9 8000	8000	8000	8000	7450															

LM 1



m	r	m/kg	172 EC-B 8 Litronic®																
			16,0	19,0	22,0	25,0	28,0	31,0	34,0	37,0	40,0	42,5	45,0	47,5	50,0	52,5	55,0	57,5	60,0
62,5 (r=64,0)	2,6 - 18,0 8000	8000	7530	6410	5560	4890	4350	3910	3530	3220	2990	2780	2600	2430	2280	2140	2020	1910	1800
60,0 (r=61,5)	2,6 - 19,3 8000	8000	8000	6940	6030	5310	4730	4250	3850	3510	3260	3040	2840	2660	2500	2360	2220	2100	
57,5 (r=59,0)	2,6 - 19,2 8000	8000	8000	6880	5980	5260	4690	4210	3810	3480	3230	3010	2810	2640	2480	2330	2200		
55,0 (r=56,5)	2,6 - 21,5 8000	8000	8000	7800	6780	5980	5340	4810	4360	3980	3700	3460	3240	3040	2860	2700			
52,5 (r=54,0)	2,6 - 21,4 8000	8000	8000	7770	6760	5960	5320	4790	4340	3960	3690	3440	3230	3030	2850				
50,0 (r=51,5)	2,6 - 23,0 8000	8000	8000	8000	7300	6440	5750	5190	4710	4300	4010	3750	3510	3300					
47,5 (r=49,0)	2,6 - 22,9 8000	8000	8000	8000	7280	6420	5740	5170	4690	4290	4000	3730	3500						
45,0 (r=46,5)	2,6 - 23,8 8000	8000	8000	8000	7570	6690	5980	5390	4900	4480	4170	3900							
42,5 (r=44,0)	2,6 - 23,7 8000	8000	8000	8000	7540	6660	5950	5360	4870	4450	4150								
40,0 (r=41,5)	2,6 - 24,3 8000	8000	8000	8000	7770	6870	6140	5540	5030	4600									

LM2

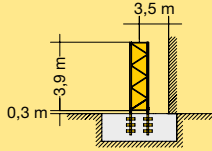
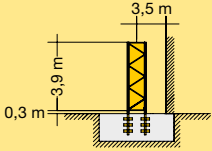
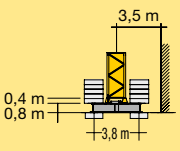
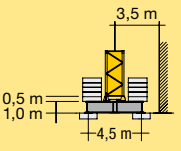


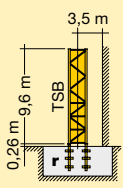
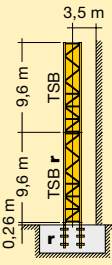
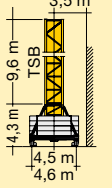
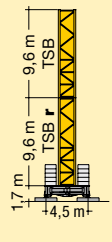
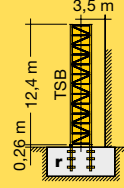
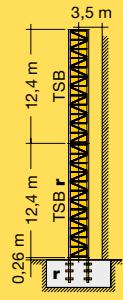
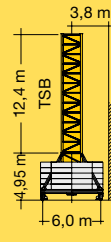
LM2 = Abweichende Geschwindigkeiten und Betriebsbedingungen. / Variant speeds and service conditions. / Vitesses et conditions de fonctionnement différentes. /
Differenti velocità e condizioni di funzionamento. / Otras velocidades y características de funcionamiento. / Outras velocidades e características de funcionamento. /
Нестандартные скорости и условия эксплуатации.

Hubhöhe

Hoisting height / Hauteur sous crochet / Altezza di sollevamento /
Altura bajo gancho / Altura de montagem / Высота подъема

	16 HC 175											
	11	10	9	8	7	6	5	4	3	2	1	0
	42,3 ¹⁾	39,8 ¹⁾	37,3	34,8	32,3	29,8	27,3	24,8	22,3	19,8	17,3	14,8
	41,8 ¹⁾	39,3 ¹⁾	36,8	34,3	31,8	29,3	26,8	24,3	21,8	19,3	16,8	14,3
	-	-	-	44,8 ¹⁾	42,3 ¹⁾	39,8	37,3	34,8	32,3	29,8	27,3	24,8
	-	49,3 ¹⁾	46,8 ¹⁾	44,3	41,8	39,3	36,8	34,3	31,8	29,3	26,8	24,3
	38,0 ¹⁾	35,5 ¹⁾	33,0	30,5	28,0	25,5	23,0	20,5	18,0	15,5	13,0	10,5
	-	45,5 ¹⁾	43,0 ¹⁾	40,5	38,0	35,5	33,0	30,5	28,0	25,5	23,0	20,5
	-	46,9 ¹⁾	44,4 ¹⁾	41,9	39,4	36,9	34,4	31,9	29,4	26,9	24,4	21,9
	m	m	m	m	m	m	m	m	m	m	m	m

3,9 m + 5,85 m		16 EC 160/240			
13	11 + 1			52,5 ¹⁾²⁾	53,7 ¹⁾²⁾
12	10 + 1			50,6 ¹⁾²⁾	51,7 ¹⁾²⁾
11	9 + 1			48,7 ¹⁾³⁾	49,8 ¹⁾³⁾
10	8 + 1			46,7 ¹⁾⁴⁾	47,8 ¹⁾⁴⁾
9	7 + 1			44,8 ¹⁾⁵⁾	45,9 ¹⁾⁵⁾
8	6 + 1	35,0 ¹⁾		42,8 ¹⁾⁶⁾	43,9 ¹⁾⁶⁾
7	5 + 1	33,0 ¹⁾		40,8 ¹⁾⁶⁾	42,0 ¹⁾⁶⁾
6	4 + 1	31,1		38,9 ¹⁾⁷⁾	40,0 ¹⁾⁷⁾
5	3 + 1	29,2		37,0 ¹⁾¹⁾	38,1 ¹⁾¹⁾
4	2 + 1	27,2		35,0 ¹⁾	36,1 ¹⁾
3	1 + 1	25,3		33,0 ¹⁾	34,2 ¹⁾
2	0 + 1	23,3		31,1	32,2
1		21,4		29,2	30,3
0		19,4		27,2	28,4
		17,5		25,3	26,5
		15,5		23,3	24,6
		13,6		21,4	22,7
		11,6		19,4	20,8
		9,7		17,5	18,9
		7,7		15,5	17,0
		5,8		13,6	15,1
		3,8		11,6	13,2
				9,7	11,3
				7,7	9,4
				5,8	7,5
				3,8	5,6
		m	m	m	m
					
		16 EC 160 FA	20 EC 300 FA	16 EC 160 CB-0380m	20 EC 300 CB-0450m

17 HC 200				21 HC 290			
12	-	-	-	63,1 ¹⁾	-	-	-
11	-	-	-	59,0 ¹⁾	71,4 ¹⁾	-	66,5 ⁹⁾
10	-	-	-	54,8	67,2	59,5 ¹⁾	62,4 ¹⁾
9	49,1 ¹⁾	-	-	50,7	63,1	55,4	58,2 ¹⁾
8	44,9 ¹⁾	54,5 ¹⁾	-	46,5	59,0	51,2	54,1
7	40,8	50,4 ¹⁾	44,8 ¹⁾	42,4	54,8	47,1	49,9
6	36,6	46,2	40,7 ¹⁾	38,3	50,7	43,0	45,8
5	32,5	42,1	36,5	34,1	46,5	38,8	41,7
4	28,4	38,0	32,4	30,0	42,4	34,7	37,5
3	24,2	33,8	28,3	25,8	38,3	30,5	33,4
2	20,1	29,7	24,1	21,7	34,1	26,4	29,2
1	15,9	25,5	20,0	17,6	25,5	22,3	25,1
0	11,8	21,4	15,8	13,4	25,8	18,1	21,0
	m	m	m	m	m	m	m
							
	21 HC 290 FAr	21 HC 290 FAr	17 HC 200 UC-0460r	21 HC 290 CB-0450	21 HC 290 FAr	21 HC 290 FAr	21 HC 290 UC-0600

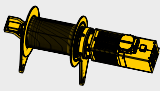
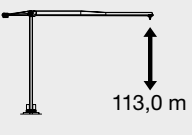


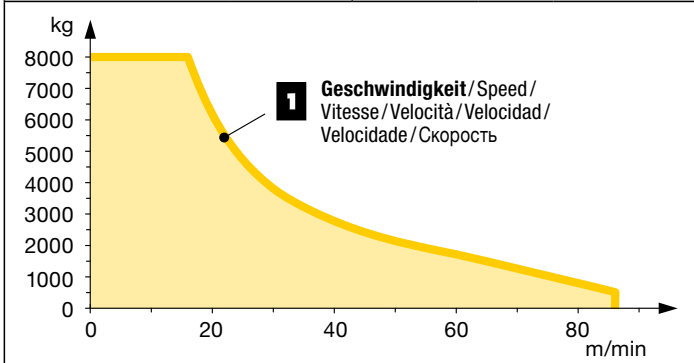
- ¹⁾ 1 x 16 EC 160 – 16 EC 240 TST-0390c
- ²⁾ 6 x 16 EC 240 TS-0390c
- ³⁾ 5 x 16 EC 240 TS-0390c
- ⁴⁾ 4 x 16 EC 240 TS-0390c
- ⁵⁾ 3 x 16 EC 240 TS-0390c
- ⁶⁾ 2 x 16 EC 240 TS-0390c
- ⁷⁾ 1 x 16 EC 240 TS-0390c

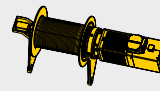
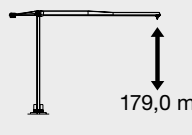
- ⁸⁾ Ohne Klettereinrichtung / Without climbing equipment / Sans équipement de télescopage / Senza dispositivo di telescopaggio / Sin equipo de trepado / Sem mecanismo de telescopagem / Без обоймы наращивания
- ⁹⁾ Ohne Fahrwerke / Without Travel Gear / Sans boogie / Senza dispositivi di traslazione / Sin cajas de traslación / Sem mecanismo de translação / Без механизмов передвижения

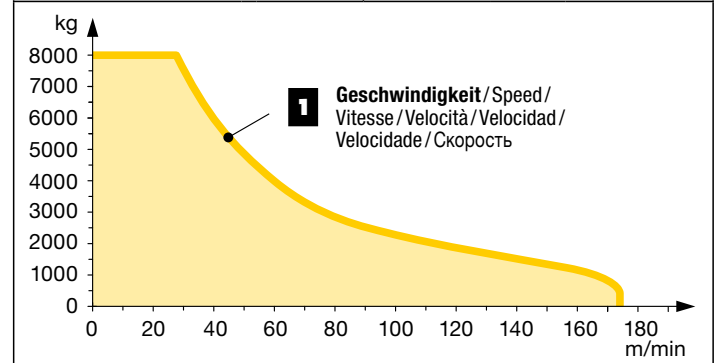
r = verstärkt / reinforced / renforcé / rinforzato / reforzado / reforçado / усиленный

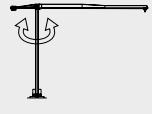
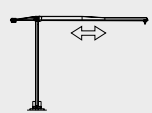
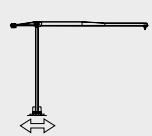
Weitere Hubhöhen, Auslegerlängen sowie Klettern im Gebäude auf Anfrage. / Further hoist heights and jib lengths as well as climbing inside the building on request. / Autres hauteurs sous crochet et longueurs de flèche ainsi que hissage dans le bâtiment sur demande. / Ulteriori altezze gancho, lunghezze braccio così come telescopaggio all'interno dell'edificio: su richiesta. / Para alturas bajo gancho superiores, otros alcances y trepado en el interior del edificio, consultar. / Outras alturas de elevação, comprimentos de lança e subida no edifício: sob consulta. / Другие высоты подъема, длины стрелы и самоподъем в здании – по запросу.


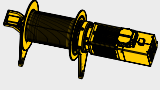
	↔ stufenlos / stepless / régl. continu / regl. progressiva / sin escalones / sem degraus / бесступенчатый kg m/min
24 kW FU WIW 230 MZ 427  113,0 m max. 328,0 m ¹⁰⁾	4 Lagen Layers Couches Avvolgimenti Camadas Capas Слоёв 1 8000 0 ↔ 16 500 0 ↔ 86



	↔ stufenlos / stepless / régl. continu / regl. progressiva / sin escalones / sem degraus / бесступенчатый kg m/min
45 kW FU WIW 260 MZ 423  179,0 m max. 328,0 m ¹⁰⁾	6 Lagen Layers Couches Avvolgimenti Camadas Capas Слоёв 1 8000 0 ↔ 29 580 0 ↔ 174



















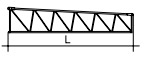



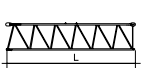













	0 ↔ U/min 0,8 sl./min tr./min	7,5 kW FU
	0 ↔ 100,0 m/min	5,5 kW FU
	25,0 m/min	2 x 4,0 kW (16 HC 175) 2 x 5,5 kW (17 HC 200) 2 x 7,5 kW (21 HC 290)







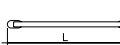
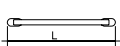

	
kVA	24 kW FU 45 kW FU 35,0 54,0

kVA reduzierbar bei zu geringer Netz-Anschlussleistung, siehe BAL. /
kVA can be reduced in case of too little power of the mains, see instruction manual. /
kVA peut être réduit en cas de trop faible puissance du réseau, voir manuel d'instruction. /
kVA riducibili in caso di potenza di rete ridotta (si veda manuale uso e manutenzione) /
kVA variable para potencia de red demasiado pequeña, ver Manual de instrucciones. /
kVA reduzível no caso de capacidade da rede elétrica muito baixa, ver manual de instruções. /
Количество кВА может быть сокращено до минимальной общей потребляемой мощности, см. инструкцию по эксплуатации.

¹⁰⁾ **Weitere Hublastdaten: siehe Betriebsanleitung.** / Further hoist load data: see instruction manual. /
Autres données de la charge de levage : voir manuel d'instruction. /
Altri dati sui carichi sollevati: consultare il manuale d'istruzione. /
Alturas bajo grancho superiores según manual. /
Outras tabelas de carga: consultar manual de instruções. /
Другие данные по весу поднимаемых грузов: см. инструкцию по эксплуатации.

Kranoberteil		Upper part of crane / Partie supérieure de grue / Parte superiore della gru / Parte superior grúa / Parte superior do guindaste / Верхняя часть крана	L (m)	B (m)	H (m)	kg⁽¹⁾
Pos. Item Rep. Voce Pos. Ref. Pos. Anz. Qty. Qte. Qta. Cant. Cant. Кол-во						
1a	1	Drehbühne mit Podesten / Slewling platform with plat- forms / Plate-forme tournante avec plates-formes / Piatta- forma girevole con pedana / Plataforma giratoria con plata- forma / Plataforma giratória com plataforma / Поворотная платформа с площадками			16 EC 160 16 HC 175 17 HC 200	5,52 3,32 2,80 7780 5,52 2,32 2,52 7750 5,52 2,32 2,52 7780
1b	1	Drehbühne / Slewling platform / Ensemble mât-cabine / Piattaforma girevole / Conjunto plataforma de giro / Plataforma giratória / Поворотная платформа			16 EC 160 16 HC 175 17 HC 200	2,63 2,28 2,15 4850 2,63 2,28 1,85 4820 2,63 2,28 1,85 4850
1c	1	Klappspitze / Folding jib head / Pointe de flèche pliante / Punta ribaltabile / Pluma / Ponta da lança dobrável / Откидной кронштейн				1,92 1,40 1,92 930
1d	1	Kabine / Cabin / Cabine / Cabina / Cabina / Cabina / Кабина				2,31 1,94 2,41 1000
1e	1	Schaltschrank / Switch cabinet / Armoire électrique / Quadro elettrico / Armario eléctrico / Armário elétrico / Электрошкаф				2,31 2,02 1,95 1000
2.1	1	Gegenausleger / Counter-jib / Contre-flèche / Controfreccia / Contrapluma / Contra-lança / Консоль противовеса				13,50 2,30 1,54 6700
2.2	1	Gegenausleger, teilbar / Counter-jib, dividable / Contre-flèche, divisible / Controfreccia, divisibile / Contrapluma, divisible / Contra lança modular / Консоль противовеса, составная				11,74 2,27 2,44 6950
3	1	Ausleger-Anlenkstück mit Laufkatze und Lasthaken / Jib pivoting section with trolley and load hook / Pied de flèche avec chariot et crochet de levage / Elemento articolato braccio con carrello e gancio / Pluma tramo primero con carrito y polipasto / Segmento base da lança com carrinho e gancho de carga / Корневая секция стрелы с тележкой и грузовой крюком				11,95 1,51 2,50 ① 3700
4	1	Ausleger-Zwischenstück / Intermediate jib section / Élément intermédiaire de flèche / Sezione intermedia braccio / Tramo intermedio pluma / Peça suplementar da lança / Промежуточная секция стрелы				5,84 1,20 2,28 ② 915
5	1	Ausleger-Zwischenstück / Intermediate jib section / Élément intermédiaire de flèche / Sezione intermedia braccio / Tramo intermedio pluma / Peça suplementar da lança / Промежуточная секция стрелы				11,92 1,20 2,28 ③ 1580
6	1	Ausleger-Zwischenstück / Intermediate jib section / Élément intermédiaire de flèche / Sezione intermedia braccio / Tramo intermedio pluma / Peça suplementar da lança / Промежуточная секция стрелы				2,72 1,20 1,69 ④ 355
7	1	Ausleger-Zwischenstück / Intermediate jib section / Élément intermédiaire de flèche / Sezione intermedia braccio / Tramo intermedio pluma / Peça suplementar da lança / Промежуточная секция стрелы				5,21 1,20 1,69 ④ 590 10,20 1,20 1,69 ⑥ 920 10,20 1,20 1,69 ⑦ 625 5,17 1,20 1,69 ⑧ 300
8	1	Ausleger-Kopfstück / Jib head section / Pointe de flèche / Punta braccio / Tramo punta de pluma / Cabeça de lança / Концевая секция стрелы				1,48 1,39 1,86 ⑨ 160
Turm		Tower / Mât / Torre / Torre / Torre / Башня				
9	11 9 12	Turmstück / Tower section / Élément de mât / Elemento di torre / Tramo torre / Torre / Башенная секция			16 EC 160 TS-0390c 16 EC 160 TS-0585 16 EC 160/240 TST-0390c 16 EC 240 TS-0390c 16 EC 240 TS-0585 16 HC 175 TS-0250c 16 HC 175 TS-0500c 17 HC 200 TS-0414c 21 HC 290 TS-0414c	4,19 1,60 1,72 1530 6,14 1,60 1,60 2030 4,21 1,60 1,72 2130 4,21 1,60 1,72 2100 6,16 1,60 1,60 2850 2,50 1,80 1,80 1200 5,00 1,80 1,80 2000 4,14 1,90 1,90 1940 4,14 2,30 2,30 2500
10	5 2	Turmstück lang / Long tower section / Élément de mât long / Elemento di torre, lungo / Tramo de torre largo / Peça de torre, comprida / Башенная секция, длинная			16 EC 160 TS-1170 16 HC 175 TS-1000c 16 HC 175 TS-1250c 17 HC 200 TS-1242c 21 HC 290 TS-1242c	11,99 1,60 1,60 3730 10,00 1,80 1,80 3700 12,50 1,80 1,80 4600 12,42 1,90 1,90 4900 12,42 2,30 2,30 6100
11	1	Grundturmstück / Base tower section / Mât de base / Elemento di torre base / Tramo base / Peça de base de torre / Секция основания			16 HC 175 TSB-1000c 16 HC 175 TSB-1000r 17 HC 200 TSB-0960 17 HC 200 TSB-0960r 21 HC 290 TSB-1242c 21 HC 290 TSB-1242r	10,00 1,80 1,80 4330 10,00 1,80 1,80 4200 9,60 1,90 1,90 4580 9,60 1,90 1,90 5450 12,42 2,30 2,30 8200 12,42 2,30 2,30 8100
12	1	Kletterturmstück / Climbing tower section / Élément de hissage de mât / Elemento torre de telescopaggio / Tramo de trepado / Tramo de telescopagem / Секция самоподъема			16 EC 160 ECTS-0390 16 HC 175 ECTS-0250 17 HC 200 ECTS-0414	4,19 2,13 2,11 1770 2,75 2,20 2,45 1460 4,30 2,30 2,45 2300

Pos. Anz.
Item Qty.
Rep. Qte.
Voce Qta.
Pos. Cant.
Ref. Cant.
Поз. Кол-во

				L (m)	B (m)	H (m)	kg ⁽¹⁾	
Klettereinrichtung Climbing equipment/Equipement de télescage/Attrezzatura per allungamento della gru/Equipo de trepado/Acessórios p. subida no edificio/Обойма наращивания								
13	1	Führungsstück kpl./ Guide section cpl./Cage télescopique cpl. / Gabbia di sopraelevazione compl./ Torre de montaje completa/ Peça de guia compl./ Направляющая секция в сб.		16 EC 160 ECGS 16 EC 240 ECGS 16 HC 175 ECGS 17 HC 200 ECGS 21 HC 290 ECGS	8,83 8,83 9,60 9,27 8,39	2,25 2,25 2,25 2,48 2,80	2,25 2,25 2,42 2,30 2,70 (3,04)	4050 4450 5150 4700 5800
14	1	Hydraulikanlage, Stütz- und Klettertraverse/ Hydraulic unit, supporting and climbing crossmembers/Système hydraul. avec traverses d'appui et de télescop./Sist. idraul., traversa di appoggio e allugam. gru/Sistema hidráulico con traviesa de apoyo y trepado/Instalação hidráulica, travessa de apoio e subida/Гидроагрегат, стойка-упор и траверса обоймы наращивания		16 EC 160/240 16 EC 160/240 ECP 16 HC 175 ECP 17 HC 200 ECP 21 HC 290 ECP	1,65 2,37 2,87 2,00 2,30	0,24 1,24 2,12 1,10 1,25	0,99 0,81 1,06 1,00 1,00	380 645 1050 1150 1150
15	1	Übergangsrahmen/ Transition frame/Cadre de raccordement/Adattatore torre/Chasis de unión/Quadro adaptador/Переходная рама		16 HC 175 – 21 HC 290 TF-0044c	2,90	2,70	0,67	2650
Unterwagen Undercarriage/Châssis/Carro/Carro con mástil/Carro de guindaste/Опорная рама								
16	2	Fahrschemel mit Antrieb/ Rail bogie with drive/Bogie moteur/Telajo con grappa propulsore/Caja rodillo motriz/Quadra sem grupa de propulsão/Подрамник с приводом		16 HC 175 17 HC 200 21 HC 290	1,38 (1,46) 1,46 1,63 (1,46)	0,88 (0,84) 0,84 0,92 (0,84)	0,87 (0,87) 0,87 0,95 (0,87)	900 (920) 920 1690 (920)
17	2	Fahrschemel ohne Antrieb/ Rail bogie without drive/Bogie fou/Telajo senza grappa propulsore/Caja rodillo conducido/Quadra com grupa de propulsão/Подрамник без привода		16 HC 175 17 HC 200 21 HC 290	1,17 (1,35) 1,15 1,37 (1,15)	0,60 (0,60) 0,60 0,62 (0,60)	0,87 (0,87) 0,87 0,95 (0,87)	860 (880) 880 1340 (880)
18	1	Tragholm lang/ Long support arm/Longeron long/Longherone lungo/Brazo soporte largo/Travessa comprida/Несущая балка, длинная		16 HC 175 17 HC 200 21 HC 290	7,12 (7,12) 7,15 9,10 (11,95)	0,78 (0,78) 0,80 0,80 (0,82)	0,65 (0,65) 0,70 0,80 (0,80)	950 (1000) 1070 1650 (2200)
19	2	Tragholm kurz/ Short support arm/Longeron court/Longherone corto/Brazo soporte corto/Travessa curta/Несущая балка, короткая		16 HC 175 17 HC 200 21 HC 290	3,45 (3,45) 3,45 4,45 (5,58)	0,56 (0,56) 0,60 0,77 (0,65)	0,55 (0,55) 0,70 0,77 (0,77)	410 (450) 500 800 (1040)
20	2+2	Randträger/ Border support/Traverse/Supporti base Traviesa/Apoio de bordo/Стяжная балка		16 HC 175 17 HC 200 21 HC 290	4,02 (4,02) 4,08 – 4,30 5,46 – 5,40 (7,52 – 7,46)	0,35 (0,35) 0,16 – 0,33 0,11 – 0,18 (0,10 – 0,17)	0,12 (0,12) 0,11 – 0,14 0,16 – 0,38 (0,10 – 0,38)	145 (145) 80 – 200 175 – 525 (370 – 915)
21	4	Stützholm/ Support strut/Hauban de châssis/Correnti di appoggio/Tirante vertical/Travessa de apoio/Опорный подкос		16 HC 175 17 HC 200 21 HC 290	3,78 (3,78) 3,53 4,14 (6,55)	0,15 (0,18) 0,25 0,18 (0,22)	0,32 (0,32) 0,17 0,25 (0,25)	200 (300) 240 320 (600)
22	1	Unterwagen-Turmstück/ Undercarriage tower section/Mât de châssis/Elemento di torre del carro/Tramo de carro/Peça de torre do chassis/Опорная башенная секция		16 HC 175 17 HC 200 21 HC 290	3,50 (3,50) 3,30 3,73 (6,70)	2,06 (2,06) 2,15 2,62 (2,53)	2,06 (2,06) 2,15 2,62 (2,53)	1650 (1900) 2100 2920 (4030)
23	1	Stapel Aufstiege und Podeste/ Bundle of ladders and platforms/Faisceau d'échelles et de plates-formes/Serie di scale e rampe/Paquete de escadas y plataformas/Escadas e patamares/Лестницы и площадки		16 HC 175	3,50	1,20	1,00	1000
24	1	Kiste mit Kleinteilen/ Crate with small parts/Caisse contenant des accessoires/Cassa con accessori/Caja con accesorios/ Caixa de acessórios/Ящик с мелкими деталями			2,00	1,00	1,00	2000
Fundamentkreuz Cruciform base/Châssis en croix/Crociera/Carro de guindaste/Base cruciforme/Фундаментная крестовина								
25	1	Tragholm 1/ Arm 1/Longeron 1/Longherone 1/Travessa 1/Brazo 1/Несущая балка 1		16 EC 160 CB-0380m 16 HC 175 CB-0460r 20 EC 300 CB-0450m 21 HC 290 CB-0450	5,75 7,20 6,86 6,95	0,78 0,78 0,87 0,71	0,78 1,06 1,00 1,23	2200 3100 3550 5000
26	1	Tragholm 2/ Arm I2/Longeron 2/Longherone 2/Travessa 2/Brazo 2/Несущая балка 2		16 EC 160 CB-0380m 16 HC 175 CB-0460r 20 EC 300 CB-0450m 21 HC 290 CB-0450	5,75 7,20 6,86 6,95	0,71 0,69 0,71 0,81	0,91 1,15 1,18 1,23	2300 3500 3950 4600
27	2	Randträger/ Border support/Traverse/Supporti base Traviesa/Apoio de bordo/Стяжная балка		16 EC 160 CB-0380m 16 HC 175 CB-0460r 20 EC 300 CB-0450m 21 HC 290 CB-0450	3,49 4,25 4,12 3,67	0,21 0,65 0,22 1,20	0,59 0,27 0,76 0,50	180 370 340 400

() Angaben in Klammern gelten für 16 HC 175 UC-0460mr, 21 HC 290 UC-0800. / The data in brackets are valid for an undercarriage of 16 HC 175 UC-0460mr, 21 HC 290 UC-0800. / Les données techniques indiquées entre parenthèses sont valables pour un châssis de 16 HC 175 UC-0460mr, 21 HC 290 UC-0800. / Caratteristiche in (...) valgono per carro di 16 HC 175 UC-0460mr, 21 HC 290 UC-0800. / Los datos entre paréntesis son válidos para carro de 16 HC 175 UC-0460mr, 21 HC 290 UC-0800. / Características em (...) válidas pelo chassis de 16 HC 175 UC-0460mr, 21 HC 290 UC-0800. / Данные в скобках относятся к 16 HC 175 UC-0460mr, 21 HC 290 UC-0800 опорной раме.

¹⁾ Einzelgewichte/Single weights/Poids individuels/Singoli pesi/Tramo punta de pluma/Pesos de peças componentes/Индивидуальный вес

Änderungen vorbehalten!/Subject to technical modifications!/
Sous réserves de modifications !/Con riserva di modifichel/
¡Sujeto a modificaciones sin previo aviso!/Sujeto a modificacões!/
С правом внесения изменений!

Sämtliche Angaben erfolgen ohne Gewähr./This information is supplied without liability./
Ces renseignements sont sans garantie./Tutte le indicazioni fornite senza garanzia./
Declinamos toda responsabilidad derivada de la información proporcionada./Declinamos
qualquer responsabilidade quanto à informação fornecida./Все данные указаны без обязательств.

TCS-001859-LBC-01 • EN 14439:2009 – A3 • BGL C.0.10.0160 • 04.19

Printed in Germany.

AUTODIENST WEST Ganske GmbH

Voltenseestraße 1–3, 60388 Frankfurt am Main
Telefon: +49610950111-0

turmdrehkrane@autodienst-west.de
www.autodienst-west.de

172 EC-B 8 Litronic

8